



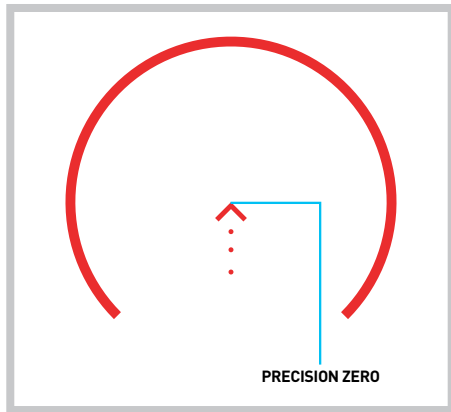
GLX[®] MD-21s

ACSS[®] CQB RETICLE MANUAL

ACSS® CQB RETICLE

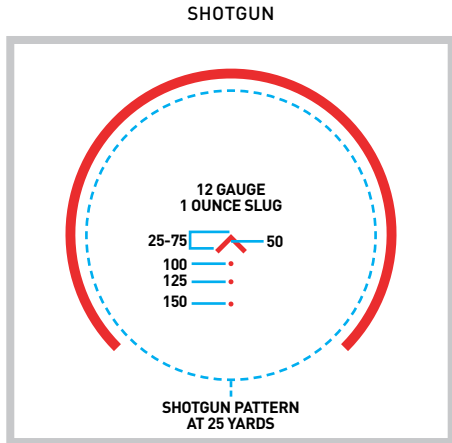
ACSS is an innovative reticle design that integrates fast-acquisition, bullet drop compensation, auto-ranging, and wind holds.

FAST ACQUISITION



SHOTGUN USE

The horseshoe approximates the typical spread of 12 gauge, 00 buckshot pellets from an 18.5-20" shotgun barrel at 25 yards.

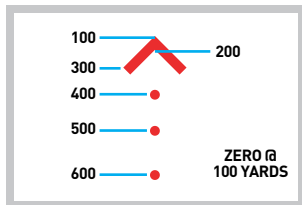


BULLET DROP COMPENSATION BY CALIBER

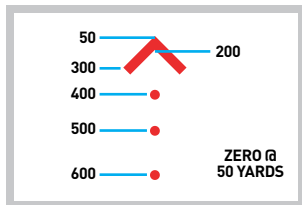
The ACSS reticle is effective with a variety of calibers and loadings. Find the loading that matches your firearm and sight it in at the distance indicated.

Due to the wide variety of bullet loads and barrel lengths, some tuning may be required using the top BDC dot to ensure accuracy at extended distance.

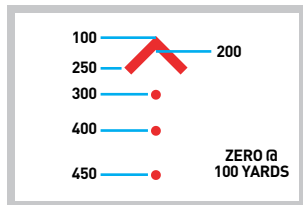
5.56/5.45



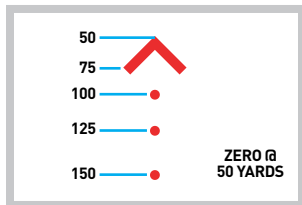
.308/6.5 GRENDL 77GR 5.56



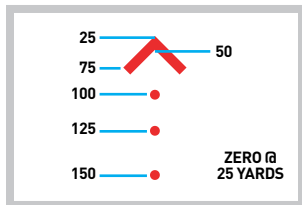
300 BLK/7.62x39 SUPER



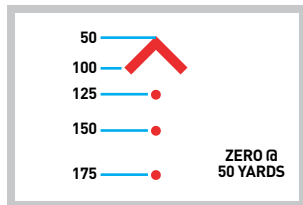
300 BLK SUBS, 200 SMK




12 GAUGE 1 OZ SLUG



.22LR 40GR

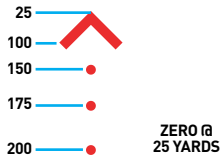


7.62x54R



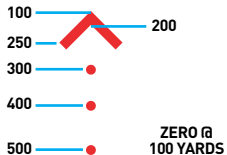
ZERO 1/2"
BELOW POINT
OF IMPACT @
100 YARDS

9MM CARBINE, 115/124GR



ZERO @
25 YARDS

10.5" BARREL, 5.56



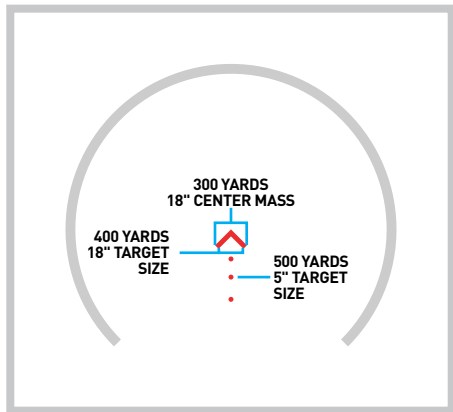
ZERO @
100 YARDS

AUTO RANGING

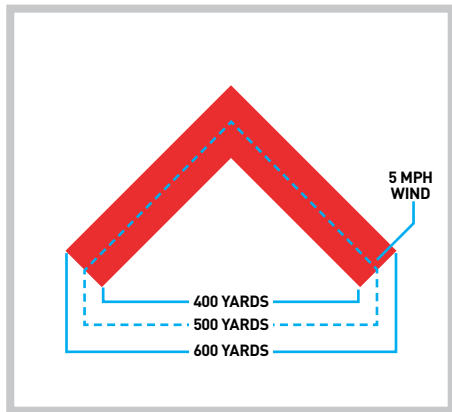
The average target measures 18" across. The outer tips of the chevron auto range 18" at 300 yards, and the inner tips of the chevron auto range 18" at 400 yards. The edges of the

chevron can indicate wind holds for 400 yard, 500 yard, and 600 yard targets. The BDC dots will cover a 5" wide target at 500 yards.

MEDIUM RANGE MODE



CLOSER VIEW OF CHEVRON

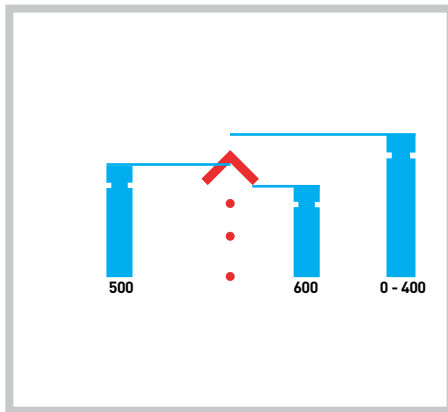


VERTICAL RANGING

To auto-range a standard 5'10" target vertically, place the bottom of the target even with the lowest dot of the BDC marks, and range upward as seen

in the figure below. This feature is best used with a magnifier to enable accurate ranging and target engagement at distance.

VERTICAL RANGING



USER SELECTABLE RETICLE

Your optic is equipped with a user selectable reticle feature, allowing you to choose between four different reticle configurations to hide or show different sections of the reticle.

To activate, press and hold the **'+' or '-' buttons** for three seconds. The optic will cycle through four modes:

1. All Features
2. Chevron + BDC
3. Chevron + Horseshoe
4. Chevron

Release either of these buttons to select your preferred setting. Your setting will be saved and appear whenever the optic is active.



1. ALL FEATURES




2. CHEVRON + BDC



3. CHEVRON + HORSESHOE



4. CHEVRON





LIFETIME WARRANTY

Your Primary Arms GLx[®] MD-21s Optic is covered by the Primary Arms Lifetime Warranty. If a defect due to materials or workmanship, or even normal wear and tear has caused your product to malfunction, Primary Arms will either repair or replace your product. You can find more details about our lifetime warranty at www.primaryarmsoptics.com.

Email: info@primaryarmsoptics.com
Toll-free at 855-774-2767
www.primaryarmsoptics.com



SCAN HERE for
more information
on these optics.

©Copyright 2024 PRIMARY ARMS, LLC
is a registered trademark of PRIMARY ARMS, LLC

For Patent Information go to <https://goo.gl/2z62aS>